

Algoma

WOOD PRODUCTS

A Division of CTI Hospitality, Inc.

Architectural Wood Door Accessories

- Wood Louvers: oval slat, flat slat, small & large chevron (V-slat) and custom profiles
- Lite Beads: flush, lipped, beveled, quarter-round, ovalo, ogee and custom profiles
- Applied Mouldings: many standard profiles, available as lineals or assembled
- True-Divided lites and applied grilles
- Astragals, Dutch shelves, jambs and casing



Value-Add Services

- Factory prefinishing in clear, standard and custom stains and primed
- UV topcoat available to compliment door finishing systems
- Factory assembly of lite kits, louver kits and applied moulding frames
- In-house knife grinding for quick turn-around on custom profiles
- Common/standard species in-stock, others available upon request
- No minimum or maximum quantities for orders

Applied mouldings

Assembled frames

Astragals

Base

Base shoe

Beading

Butcher block

Casing

Chair rail

Circular lites

Cornices

Crown

Divided lite grilles

Handrail

Jambs

Louvers

Picture frame & rail

Thresholds

Wall cap

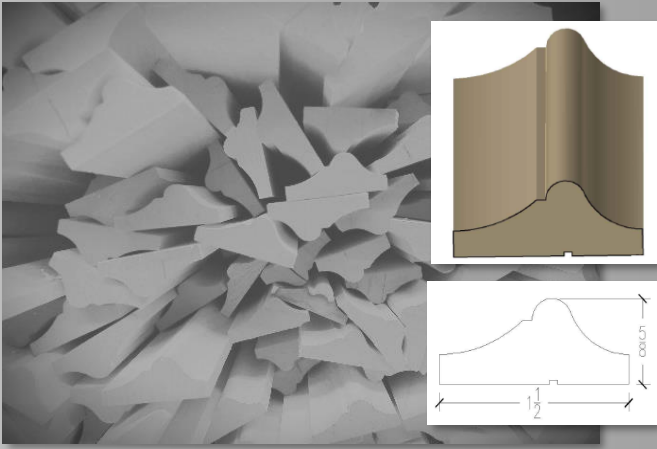
Window trim



With nearly 100 years of continuous production in one location, Algoma Wood Products offers quality and reliability that you can trust. Our historic building in downtown Algoma, WI is an outward symbol of pride in our craftsmanship.



For additional information please contact Liz Melotte or Jessica Serves at 920-487-5209 or visit us at www.algomawoodproducts.com



Applied Wood Mouldings

- Dozens of standard profiles, with ability to customize and create new knives based on project needs
- Frames are guillotine-cut for high quality joints
- Circular, arch-top and multi-angle (i.e. cross) frame assembly
- The look of true stile & rail/panel doors at a fraction of the cost
- Styles available to compliment molded- and routed-panel designs
- Short lead times to meet your project requirements

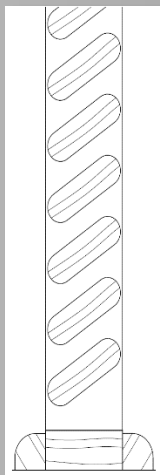
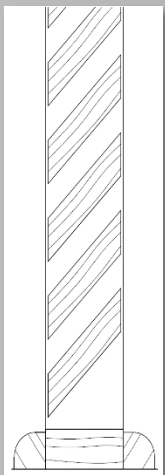


Benefits of Solid Wood Lite Beads

- Match species and finish of door face, or use contrasting species/finish to create a custom design
- Available in circular, multi-angle and custom shapes
- Flush, lipped, recessed and special profile beads to enhance overall door design
- Size and quantity limited only by door construction warranties and approvals
- Naturally 1/3 hour rated



Standard Louver Profile Cross-Sections*

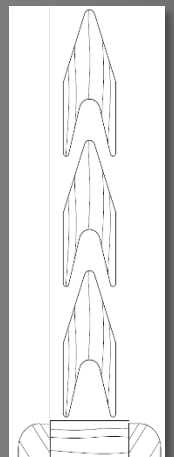
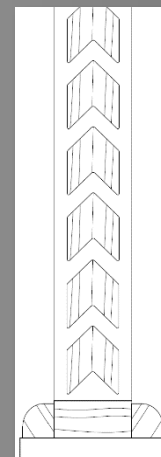


Flat & Oval Slat

- Maximum airflow
- Free airflow – 60% open
- Less privacy
- Slat widths from 3/4" to 4"

Chevron (V-Slat)

- Less ventilation
- Free airflow – 20% open
- Suitable for privacy
- "Sight-proof"



*Note: louver sections are shown with a "louver" bead but can be ordered as just an insert or with other bead profiles/frames.